

Fabrics Needed:

Assorted Scraps in three colors – sample uses Red, White, and Blue.
 Feel free to substitute a variety of color combinations.

Cut 1 – 2 1/2" x 2 1/2" Red Square

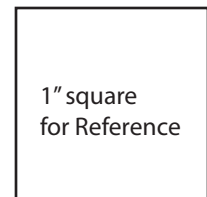
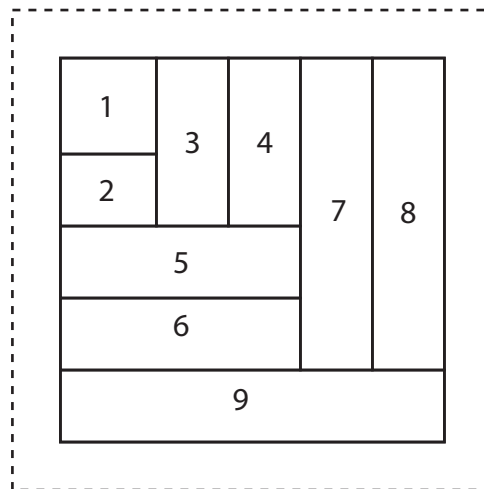
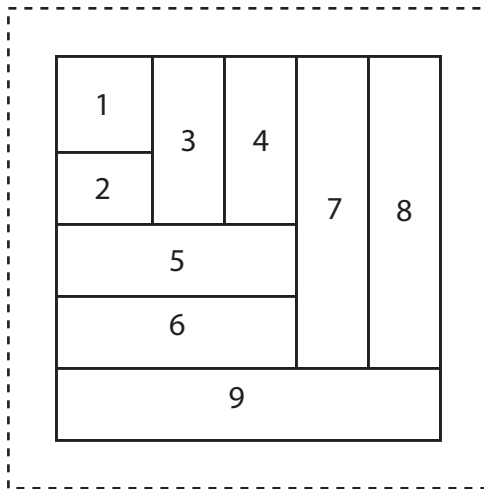
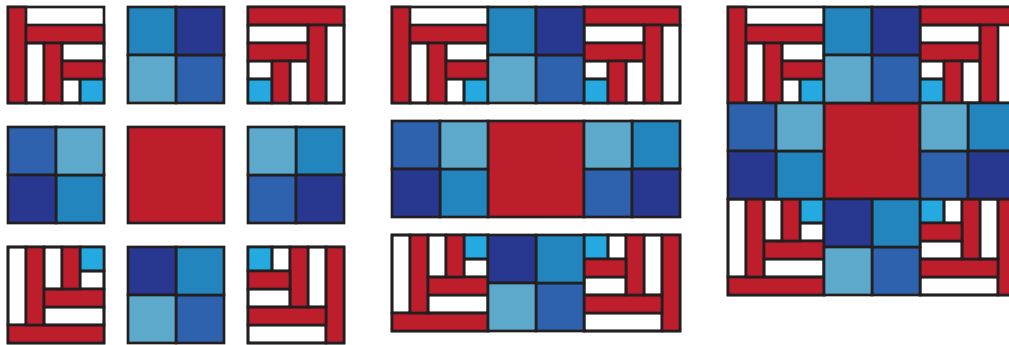
Cut 16 – 1 1/2" x 1 1/2" Assorted Blue Squares

Taking 4 of the 1 1/2" x 1 1/2" squares at a time, create four 4-patch blocks as shown:



Using standard Foundation Paper Piecing methods, sew up the Corner blocks using the diagrams and Paper Piecing Color Guide for color placement.

Combine the Blue 4-patch blocks with the Red 2 1/2" x 2 1/2" square and the corner blocks as shown:



Paper Piecing Color Guide

- 1 Blue
- 2 White
- 3 Red
- 4 White
- 5 Red
- 6 White
- 7 Red
- 8 White
- 9 Red

